


AmeriCorps Evidence & Impact Webinar Series

Taking the Pulse of Our Nation's Civic Health – And Taking Action for Civic Renewal

November 19, 2024

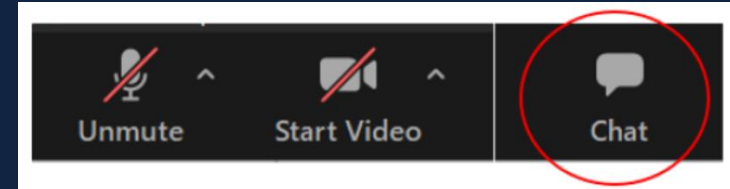


Webinar: Produced and published at US taxpayer expense



Virtual Meeting Tips & Best Practices

Rules of Engagement



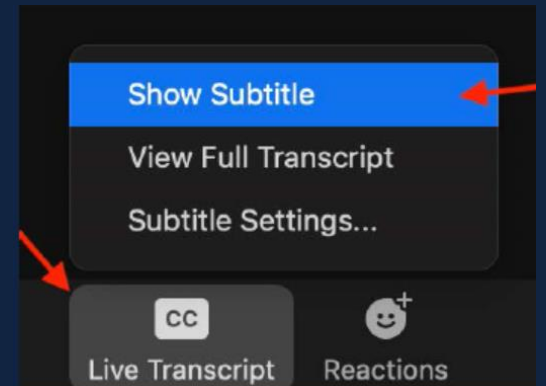
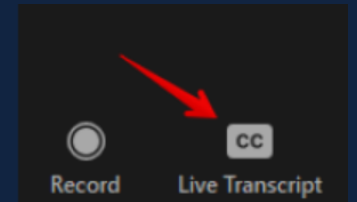
Participant microphones are automatically muted, and cameras disabled upon entry to limit background noise, unintentional feedback, or interference with the Webinar.

Use the in-app features, including the **Chat** box, to ask a question, share feedback, or request technical assistance from Webinar Support Team.



Use the “**Raise Hand**” feature located under “reactions” to be recognized to come off mute and ask a question during the Q&A portion of the Webinar.

The Webinar Support Team will monitor the chat for the duration of the Webinar.



AmeriCorps Evidence & Impact Webinar Series

Taking the Pulse of Our Nation's Civic Health – And Taking Action for Civic Renewal

November 19, 2024

Webinar: Produced and published at US taxpayer expense



Webinar Learning Objectives



- Celebrate the release of the Current Population Survey, Civic Engagement and Volunteering Supplement data.
- Showcase topline findings and garner insights from leaders in the field.
- Reflect on the potential for use of the Civic Engagement and Volunteering dataset.

Today's Speakers



- **Michael D. Smith**, Chief Executive Officer, AmeriCorps
- **Mary Hyde**, PhD, Director, AmeriCorps Office of Research and Evaluation
- **Pam Paxton**, PhD, Professor of Sociology, University of Texas at Austin
- **Laura Hanson Schlachter**, PhD, Survey Statistician, AmeriCorps
- **Rose Johnson**, MPP, Research Assistant, AmeriCorps
- **Jennifer Crittenden**, PhD, Assistant Professor of Social Work, University of Maine
- **Edna Ishayik**, Senior Advisor, Office of the U.S. Surgeon General
- **Kathy Spangler**, Director, Serve Virginia

Opening Remarks

Michael D. Smith, CEO
AmeriCorps



Volunteering and Civic Life in America



In 2023, more than **75.8 million** Americans volunteered through an organization.



This volunteering contributed **\$167.2 billion** in economic value.



More than **137.5 million** Americans helped their neighbors informally.



Setting the Stage: AmeriCorps' Evidence Framework

Mary M. Hyde, PhD, Director
AmeriCorps Office of Research and Evaluation



AmeriCorps Office of Research and Evaluation



VISION:

AmeriCorps strives to make a lasting and sustainable impact across the FIVE domains of our Impact Ecosystem and foster the power relationships and synergies between these interconnected domains.

MISSION:

Conduct original and sponsored research and evaluations on national service, volunteering, and civic engagement to infuse data into AmeriCorps' programs and operations and contribute to the public's understanding of national service.

- Identify national service and volunteering trends
- Conduct research and build scholarship on civic engagement
- Measure national service impact
- Promote evidence-based models and program expansion

CULTURE OF LEARNING:

Leverage knowledge and evidence built across the FIVE domains of the Impact Ecosystem to improve the participant service experience, strengthen organizations, support communities, inform the civic health of society, and continuously improve AmeriCorps' business insight.

AmeriCorps Ecosystem of Impact



Providing Context on Civic Engagement Research

Pam Paxton, PhD

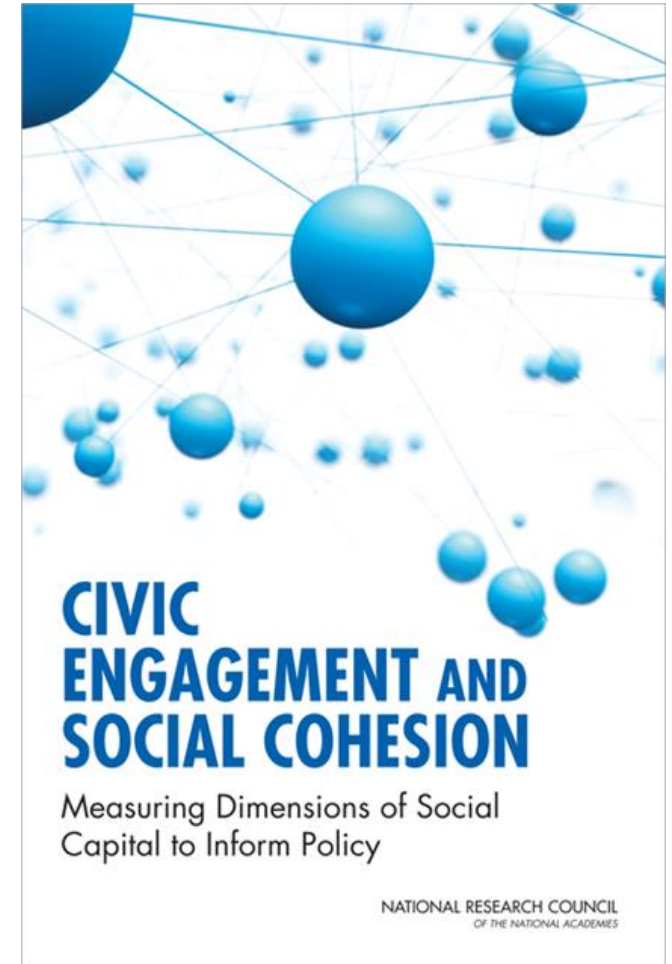
Professor of Sociology, University of Texas at Austin



A brief history of the CEV

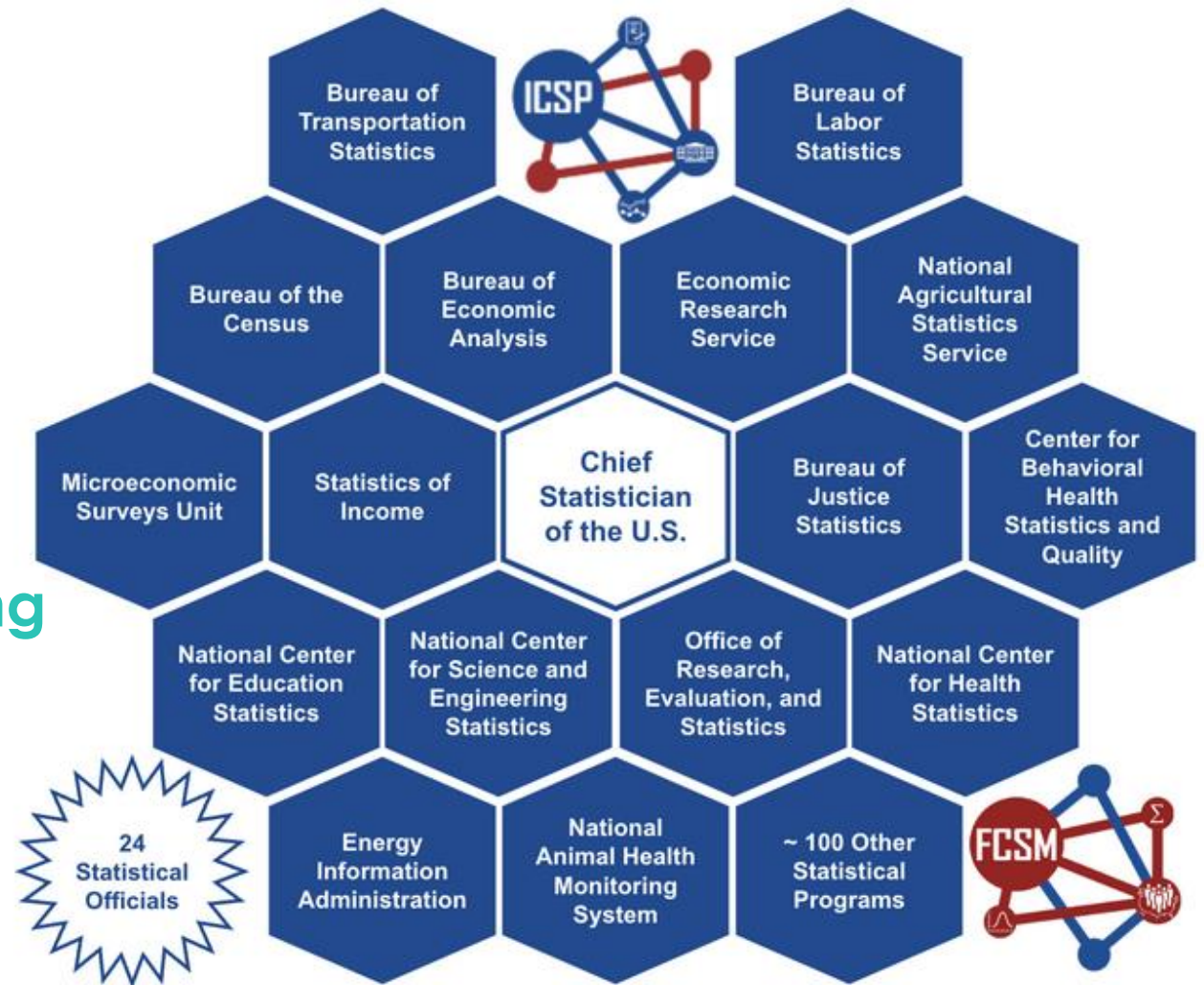


- **2002-2015** Current Population Survey (CPS) Volunteering Supplement fielded annually
- **2008-2013** CPS Civic Engagement Supplement fielded annually
- **2014** National Academies of Science report recommends merging these surveys
- **2017** Launch of biennial CPS Civic Engagement and Volunteering Supplement (CEV)



The Federal Statistical System

- **100+** Government agencies and programs
- **Official Statistics** on economy, people, natural resources, etc.
- **Timely, relevant, trusted, objective**
- **Informs research and policy-making**



2023 Civic Engagement and Volunteering Supplement (CEV): Topline Findings

Laura Hanson Schlachter, PhD

Survey Statistician, AmeriCorps Office of Research and Evaluation



AmeriCorps' mission

To improve lives,
strengthen communities,
and foster **civic**
engagement through
service and volunteering.



How does AmeriCorps understand civic engagement?



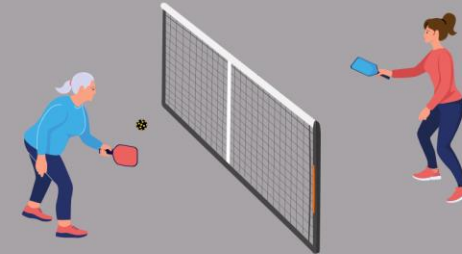
The constellation of activities individuals engage in to make a difference in their communities and promote the common good.

Civic engagement activities can include...

Participating in a national service program



Joining a pickleball team



Picking up groceries for a neighbor



Giving blood



Discussing the news with your family



Constructs and measures in the Current Population Survey Civic Engagement and Volunteering (CEV) Supplement



New measure of virtual volunteering added in 2023

Organizational Engagement



- Joining organizations
- Formally volunteering through organizations
- Donating to charity

Engaging with Neighbors



- Talking with neighbors
- Informally helping neighbors
- Discussing social issues and taking collective action with neighbors

Political Engagement



- Voting in local elections
- Donating to political campaigns or organizations
- Attending public meetings
- Contacting elected officials

Engaging with Friends, Family, and Social Issues



- Talking with friends and family
- Learning about social issues through the news
- Discussing social issues with friends and family
- Posting about social issues on social media

Economic Engagement



- Values-based buying or boycotting
- Views on whether one's workplace or work contributes to the community
- Views on whether one's work is a source of pride or satisfaction
- Whether one's workplace encourages volunteering or charitable giving

New measures of "civic work" added in 2021



THE BIG PICTURE:

**RENEWED
ENGAGEMENT
IN AMERICAN
CIVIC LIFE**



Renewed Engagement in American Civic Life

- Formal volunteering is rebounding
- Several other key measures are also rebounding
- Informal helping is climbing





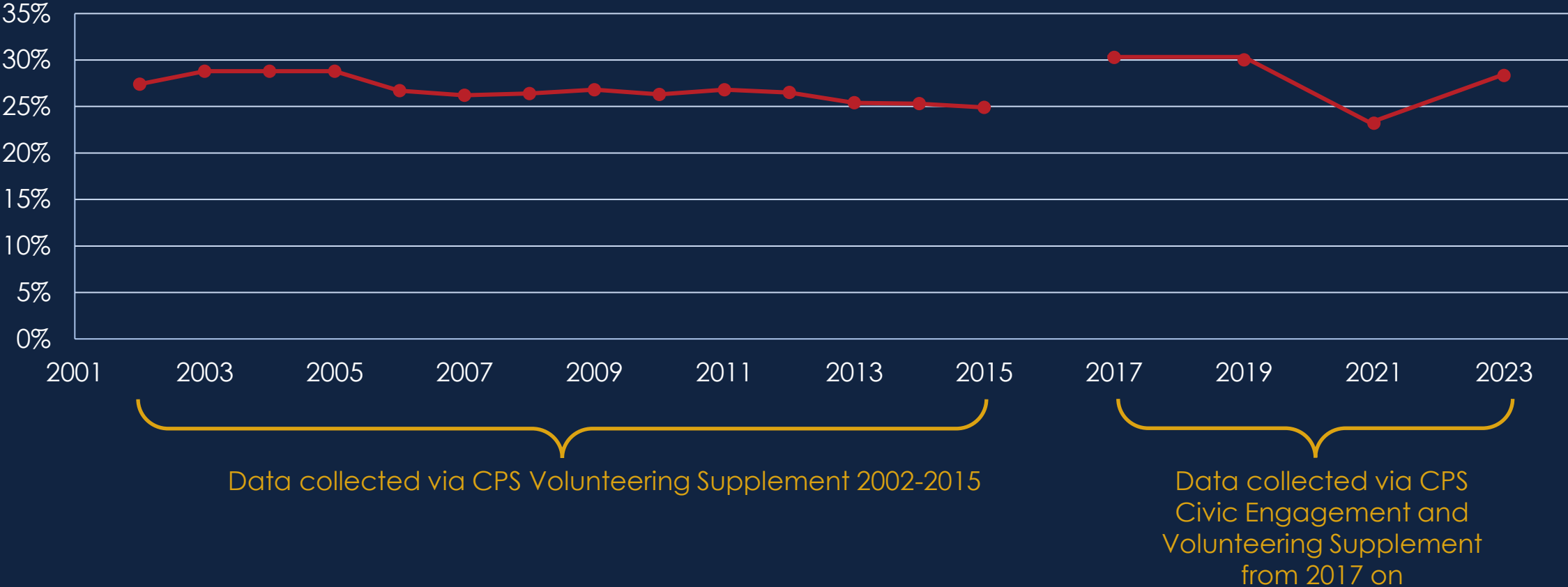
FORMAL VOLUNTEERING IS REBOUNDED



Formal volunteering is rebounding



National Formal Volunteering Rate, 2002-2023



Following historical U.S. Census Bureau practice, formal volunteering rates are calculated as the estimated share of volunteers in the population over the estimated total civilian noninstitutional population.



In 2023, over **75.7 million** people – or **28 percent** of Americans – formally volunteered through an organization.

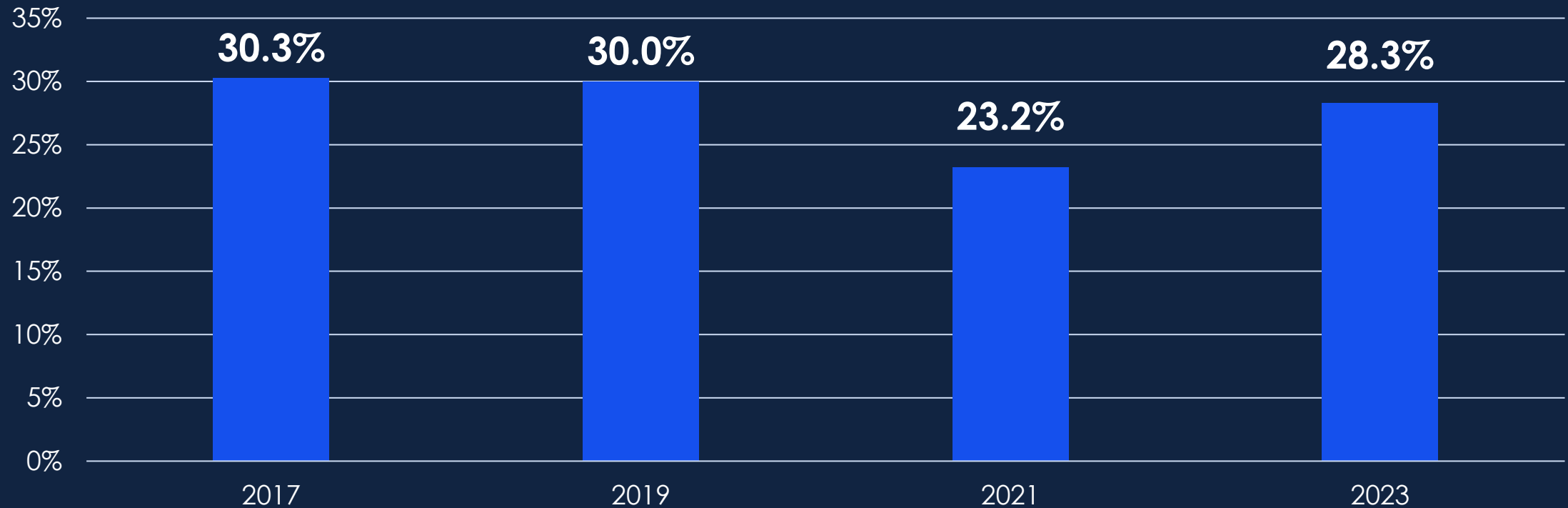
These volunteers served **4.99 billion** hours and contributed over **\$167.2 billion** in economic value.



AmeriCorps

The nation's volunteering rate increased 5 points in two years

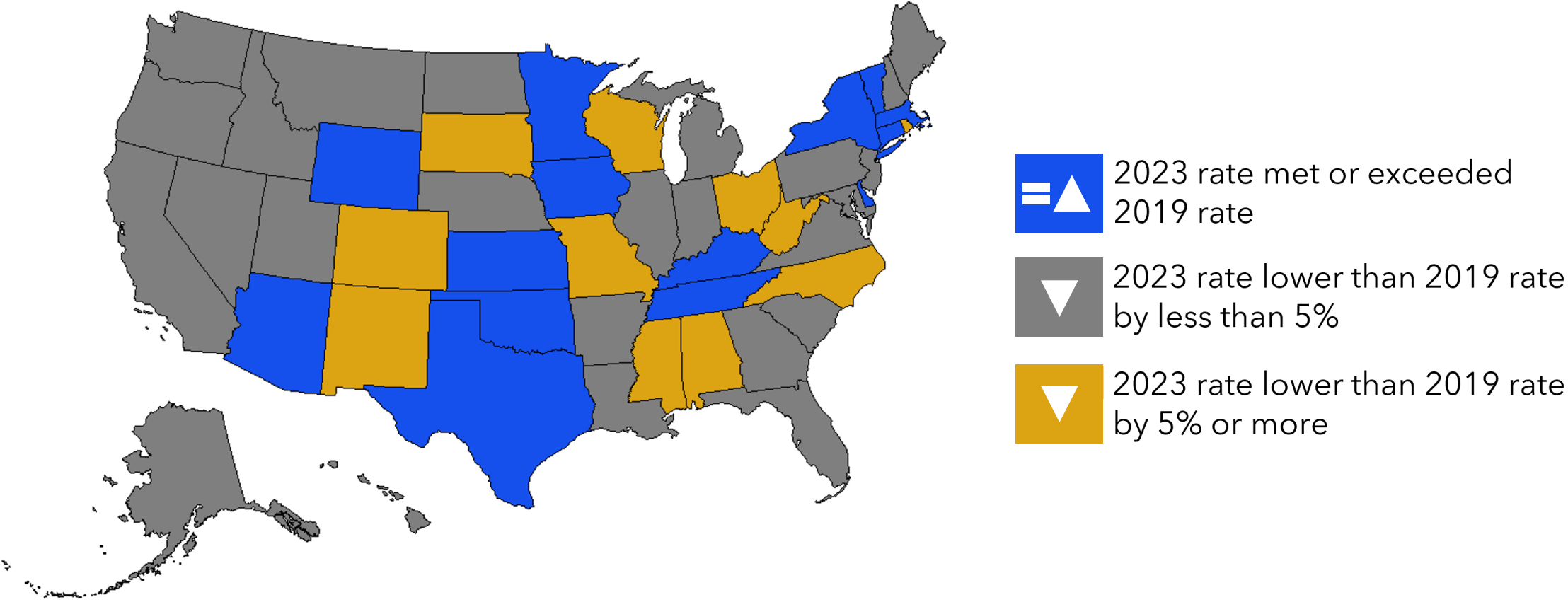
National Formal Volunteering Rate, 2017-2023



Rebounds are unequally distributed by geography

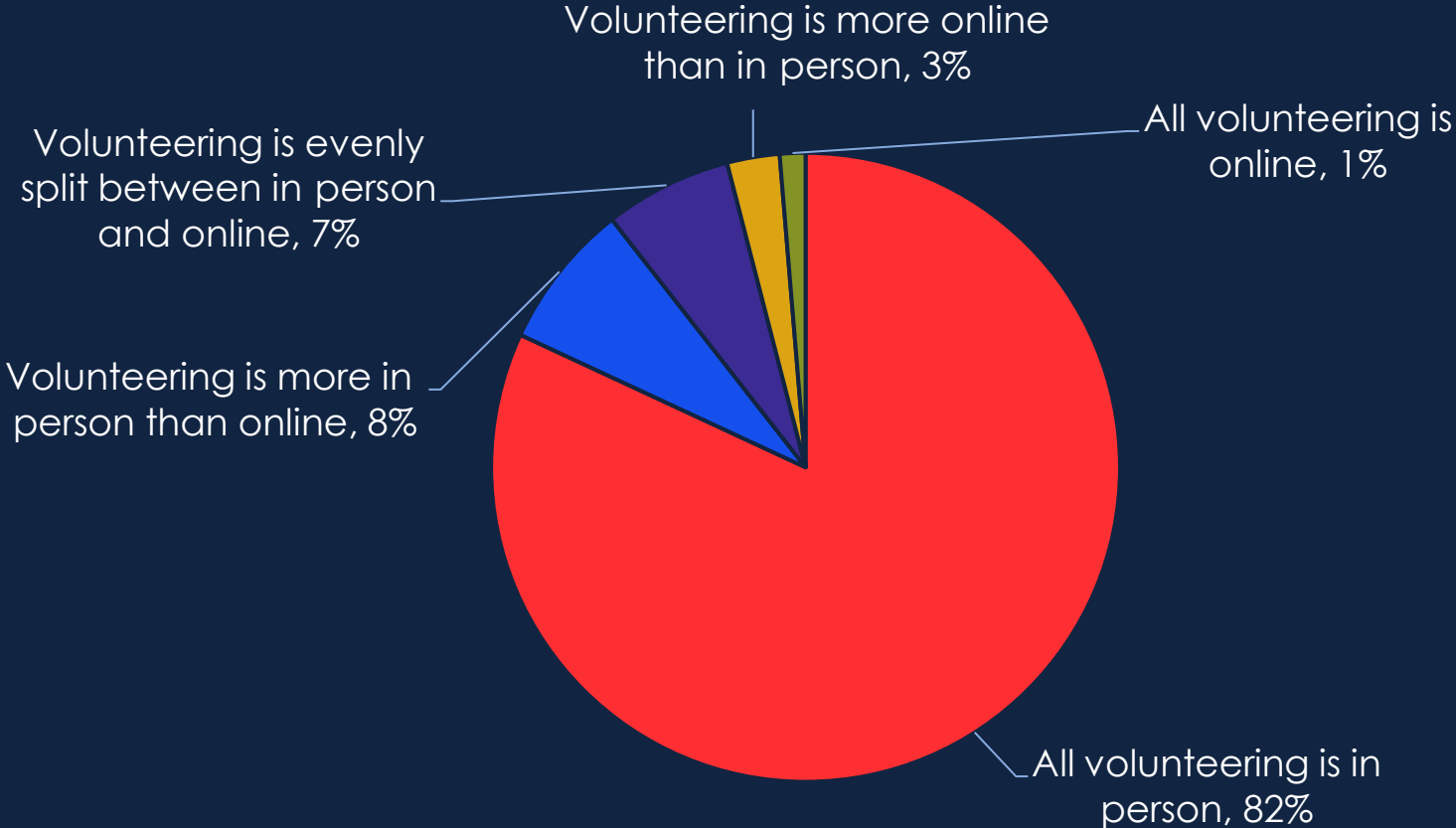


Comparison of State-Level Formal Volunteering Rate, Pre- and Post-Pandemic



One in five formal volunteers in America are virtual or hybrid

Percentage of formal volunteers who served in person or virtually






Who are virtual and hybrid volunteers?

Compared to those who serve completely in person, virtual and hybrid volunteers ...

- Serve more hours per year
- Are slightly older
- Are more likely to live with a disability
- Have more education
- Are more likely to informally help their neighbors, belong to organizations, and give to charity





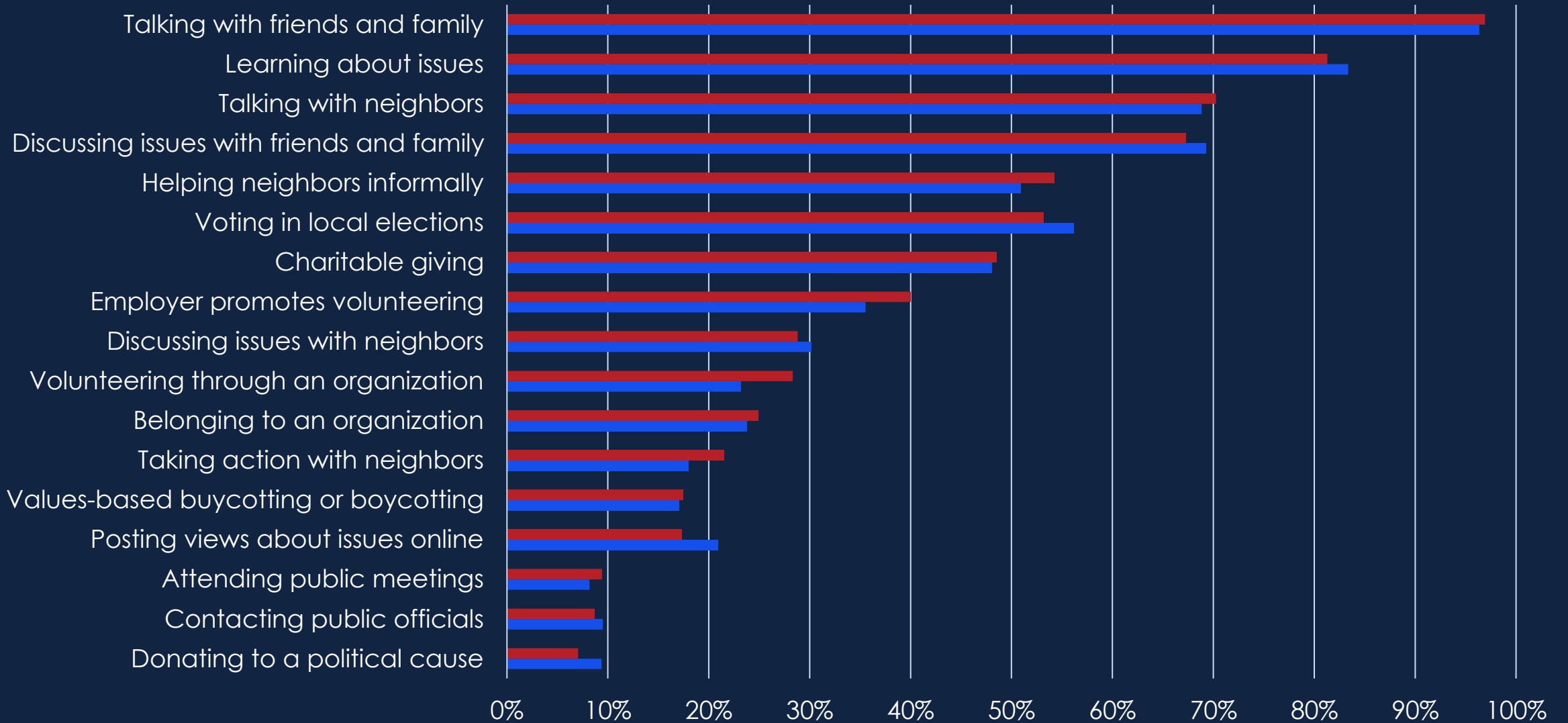
**SEVERAL KEY
MEASURES
ARE ALSO
REBOUNDED**



National Rates of Civic Engagement, 2021 and 2023



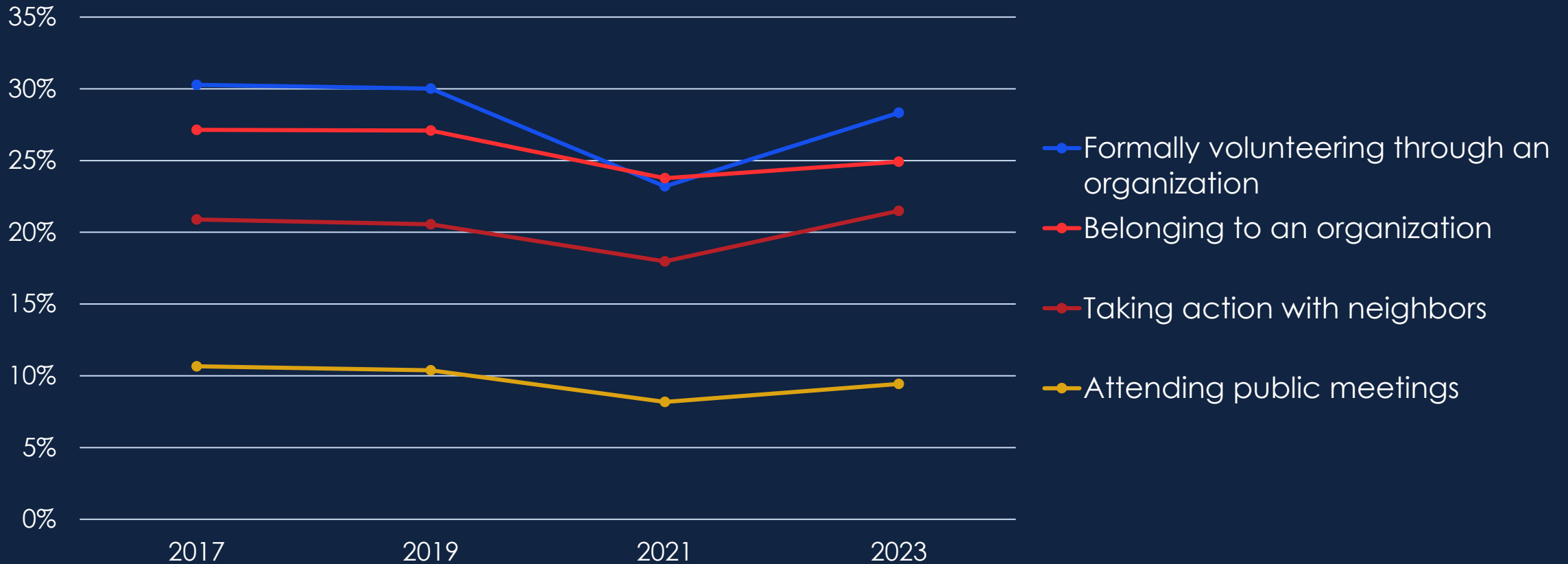
■ 2023 ■ 2021



Measures that had the largest relative declines during the pandemic are rebounding



National Rates of Select Civic Behaviors, 2017-2023

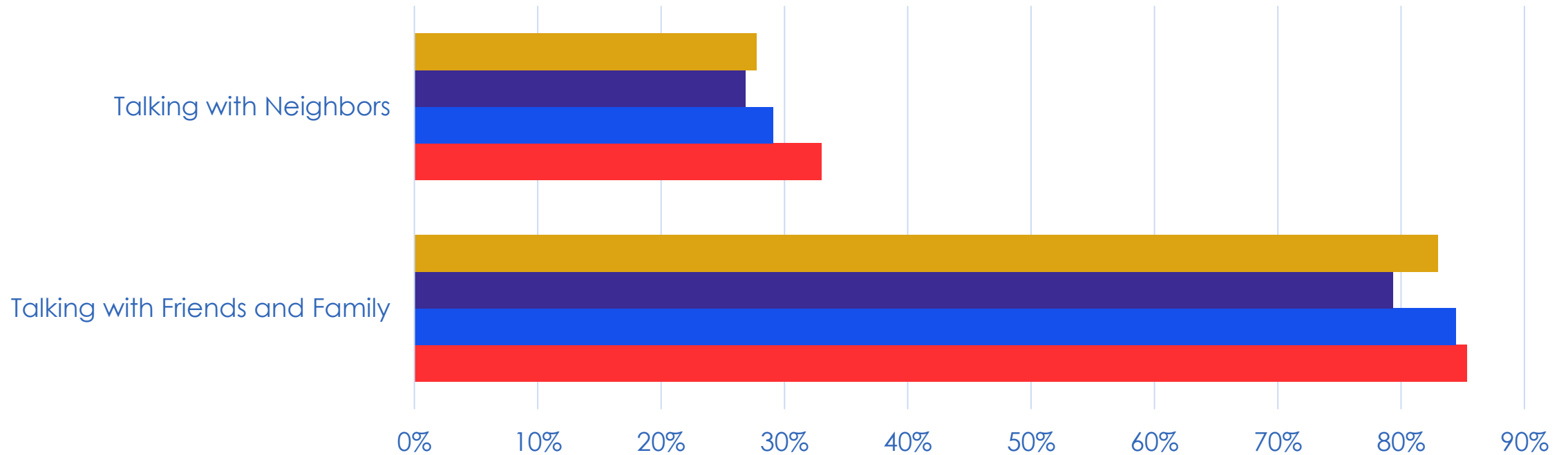


Measures of social connection are rebounding



National Rates of Talking with Neighbors, Friends, and Family a Few Times a Week or More, 2017-2023

■ 2023 ■ 2021 ■ 2019 ■ 2017





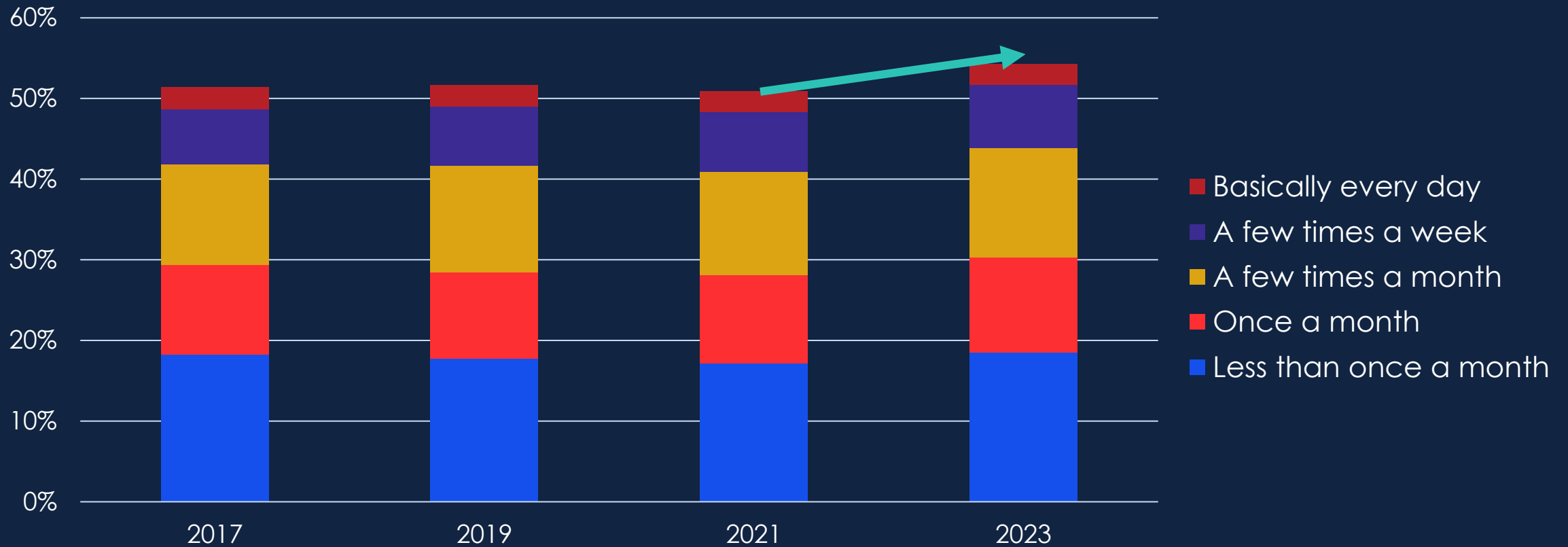
INFORMAL HELPING IS CLIMBING



Informal helping is climbing



Frequency of Informal Helping, 2017-2023



In 2023, over **137.5 million** people – or **54 percent** of Americans – helped their neighbors informally.

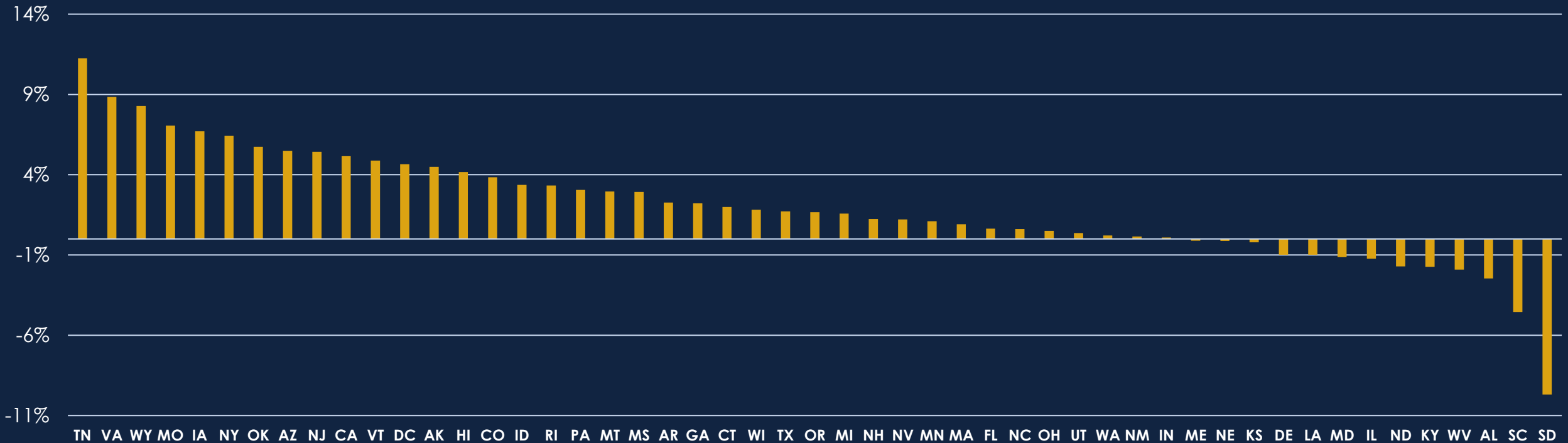
This 3 percentage point increase since 2021 translates into **12.9 million** more informal helpers.





Informal helping is more prevalent post-pandemic in 38 states

Percentage Point Difference in State-Level Informal Helping Rate Between 2019 and 2023





Taken together, our research shows an inflection point in American civic life. Formal volunteering, informal helping, and many other forms of civic engagement are on the rise. AmeriCorps has always recognized that service and civic engagement go hand in hand. Everyone can make a difference.



Dr. Mary Hyde

Director, AmeriCorps Office of Research and Evaluation

Learn more and make a difference



Explore the Data

- Use AmeriCorps' [interactive CEV dashboard](#) to explore findings across the country and over time
- Run your own analysis. Data, documentation, and user support materials are publicly available at data.americorps.gov

Dive Deeper

- Read the full report: [Renewed Engagement in American Civic Life](#)
- Check out our [virtual volunteering research brief](#)
- Explore AmeriCorps' [Volunteer Management and Engagement Resource Guide](#)

Engage in Your Community

- Watch this [introduction to AmeriCorps](#)
- [Find volunteer opportunities](#) near you
- Make a sustained commitment through national service. [Find your fit](#)
- [Apply](#) to become an AmeriCorps partner

The AmeriCorps CEV Data Dashboard Tour

Rose Johnson, MPP

Research Analyst, AmeriCorps Office of
Research and Evaluation





A Conversation with the Field: Actionable Insights Using CEV Data



Jennifer Crittenden, PhD
Associate Professor of Research,
Center on Aging, Univ of Maine



Edna Ishayik
Senior Advisor,
Office of the U.S. Surgeon General



Kathy Spangler
Director,
Serve Virginia

Continuing the Conversation

Question & Answer Session

Please place your questions in the CHAT for one of the following participants

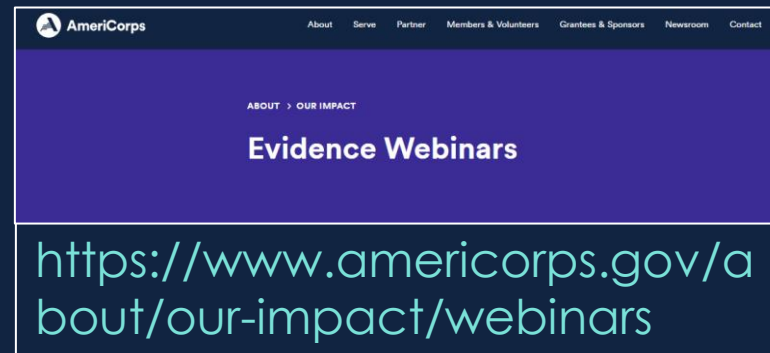
Panel:

- **Pam Paxton, PhD**, Professor of Sociology, University of Texas at Austin
- **Laura Hanson Schlachter, PhD**, Survey Statistician, AmeriCorps Office of Research and Evaluation
- **Rose Johnson, MPP**, Research Analyst, AmeriCorps Office of Research and Evaluation
- **Jennifer Crittenden, PhD**, Associate Director of Research, University of Maine Center on Aging
- **Rachel Lauren Coleman, PhD, MA, MPP**, Project Manager, University of Maine Center on Aging
- **Kathy Spangler**, Director, Serve Virginia
- **Edna Ishayik**, Senior Advisor, Office of the U.S. Surgeon General

Thank
you
for
attending
today's
webinar

Welcome to the new AmeriCorps Evidence & Impact webinar season.

Join us in January 2025 for our Webinar focused on AmeriCorps' findings in our Return-On-Investment portfolio of studies.



The recording and support materials for this webinar will be provided in the next two weeks on the [AmeriCorps Our Impact Webinar page](https://www.americorps.gov/about/our-impact/webinars) and [AmeriCorps R&E YouTube Playlist](#)



Learn more and make a difference

Explore the Data

- Use AmeriCorps' [interactive CEV dashboard](#) to explore findings across the country and over time
- Run your own analysis. Data, documentation, and user support materials are publicly available at data.americorps.gov

Dive Deeper

- Read the full report: [Renewed Engagement in American Civic Life](#)
- Check out our [virtual volunteering research brief](#)
- Explore AmeriCorps' [Volunteer Management and Engagement Resource Guide](#)

Engage in Your Community

- Watch this [introduction to AmeriCorps](#)
- [Find volunteer opportunities](#) near you
- Make a sustained commitment through national service. [Find your fit](#)
- [Apply](#) to become an AmeriCorps partner